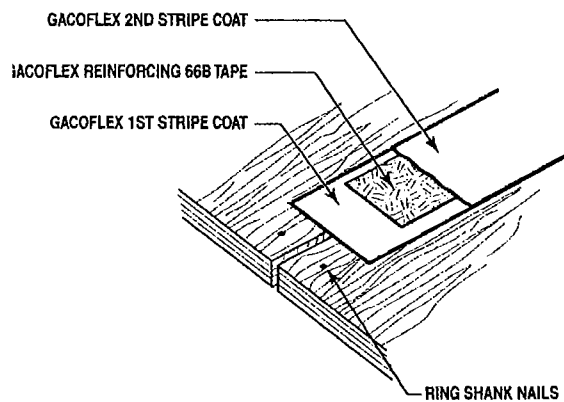


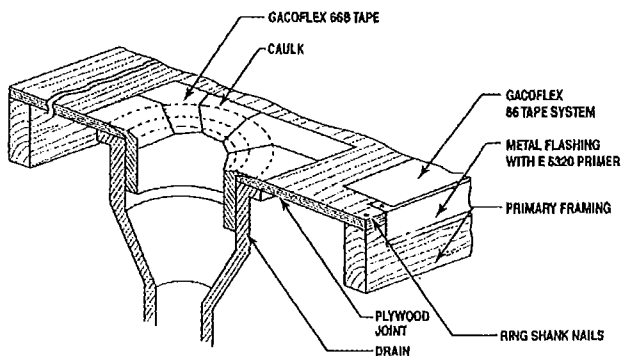
# General Instructions

GW-5-D2  
September 2011

## SEALING CRACKS AND JOINTS



**PLYWOOD JOINT DETAILS  
AND  
GACOFLEX 66 TAPE SYSTEM**



**DRAIN - PLYWOOD**

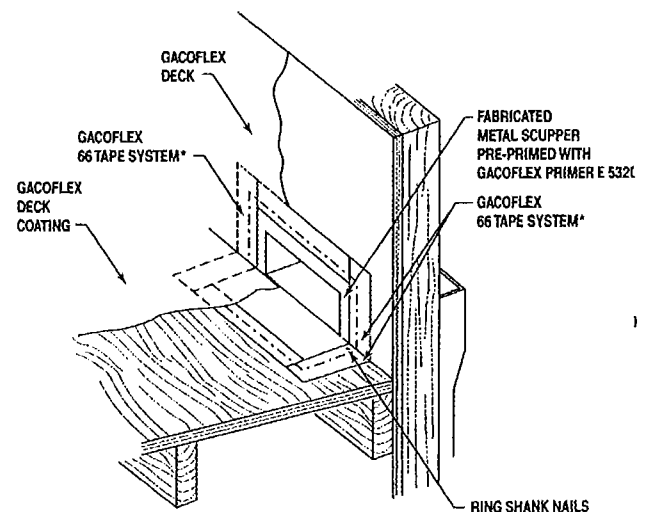
### 1. GACO WESTERN 66B and 66S TAPE SYSTEMS

**A. General:** Gaco Western 66B and 66S tapes are low profile, fusion-bonded polyester fiber tapes.

**B. Usage:** Plywood joints, concrete construction joints, drains or cracks, and joints between metal, fiberglass laminate, insulation, or combinations of the above substrates.

#### C. Application to a Flat Surface:

1. Apply a stripe coat of base elastomer; then place the 66B or the 66S tape into the partially dried coating centered over crack. Smooth firmly into place by wiping with a brush or cloth. Apply a thinned base coat to bond tape.
2. Inspect tape when coating is dry or nearly so to assure that it is completely and smoothly bonded. Press down any fishmouths or wrinkles, cutting and re-bonding if necessary.



**METAL SCUPPER DETAIL**

## CONCRETE MOVING AND NON-MOVING CRACKS AND GACOFLEX 66 TAPE SYSTEMS

